

000563

A

2017-07

2017 1

1 2017 1 16

2

3

3 330,578,512
114,307,210 70,526,652
145,744,650

4

6.05 / 20
6.72 / 90% 20
= 20 / 20

5 20.00

6

“

”

.....	5
.....	7
.....	8
.....	8
.....	8
.....	10
.....	11
.....	12
.....	13
.....	...13
.....	14
.....	14
.....	16
.....	19
.....	22
.....	22
.....	22
.....	22
.....	22
.....	23
.....	23
.....	23
.....	24
.....	25
.....	25
.....	25
.....	31



	SHAANXI INTERNATIONAL TRUST CO., LTD.

3		2016	
	181,680.56	16.33%	5.09%
" 18	"	5,040.49	20.65%
3.29%			

		2014	2015
1,386.52	1,652.51	2015	19.18%
	2016	22	
470.50			21.38
	30		28

$$\frac{90\%}{/} \frac{20}{20} = \frac{20}{20} \quad 6.05$$

20

36

12

20%

		1,068,628,098
	34.58%	659,335,152
	21.33%	
330,578,512		1,182,935,308
	34.58%	
729,861,804		21.33%
	145,744,650	4.26%

100

"

"

"

"

60

3

2015

1.27

1,391

763

288

1,906.14

2016

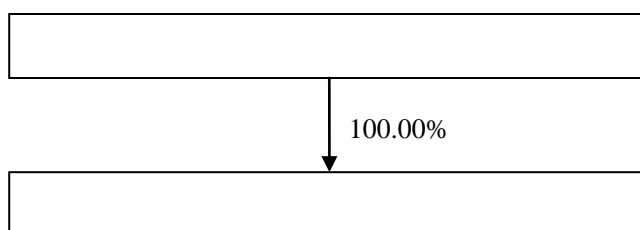
500

347

	2016 9 30	2015 12 31
	43,160,672.10	43,710,661.75
	34,379,374.47	34,804,607.25
	8,781,297.64	8,906,054.51
	2016 1-9	2015
	15,315,028.17	19,061,423.78
	64,180.82	5,269.71
	5,139.35	-106,101.57

5

	428
	428
	200,000.00
	1996 9 24



3

14 10 202 2,350

1.37

" "

— — — —

— — — 764

600

	2016 9 30	2015 12 31
--	------------------	-------------------

	19,262,769.37	18,730,998.00
	14,198,981.67	13,821,800.51
	5,063,787.70	4,909,197.49
	2016 1-9	2015
	735,543.48	920,853.34
	9,870.29	16,347.14
	8,696.12	14,795.10

5

2012

10,873

198

2013

7,859

24

1 24

2006 6 12

239,976,258.19

2016 9 30

239,976,258.19

148,924,158.70

17,041,074.41

131,883,084.29

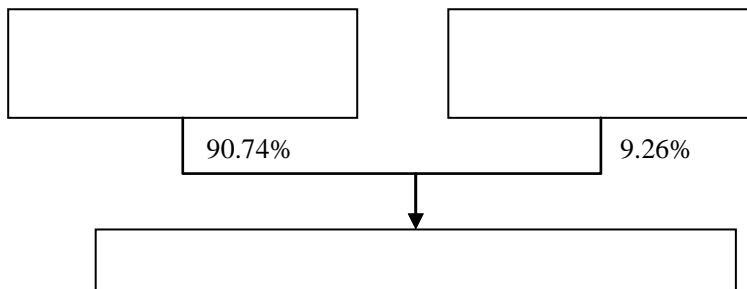
2014

2 24

2015 10

20,000

	45
	45
	331,318.13
	2012 3 30



2011 203

33

	2016 9 30	2015 12 31
	2,226,190.38	1,664,368.04
	1,314,470.35	783,564.73
	911,720.03	880,803.30
	2016 1-9	2015
	14,837.12	20,078.04
	10,084.08	16,066.45
	9,787.55	10,668.91

5

24

24

2015 4 21

5

1

20

2014 6 4

2

3



5

330,578,512

A

20.00

1

100%

40%

2016

2016

22

470.50

21.38

2015

68

47

47

2,462.96

36.71%

52.40

"

/

"

220.84%

"

/

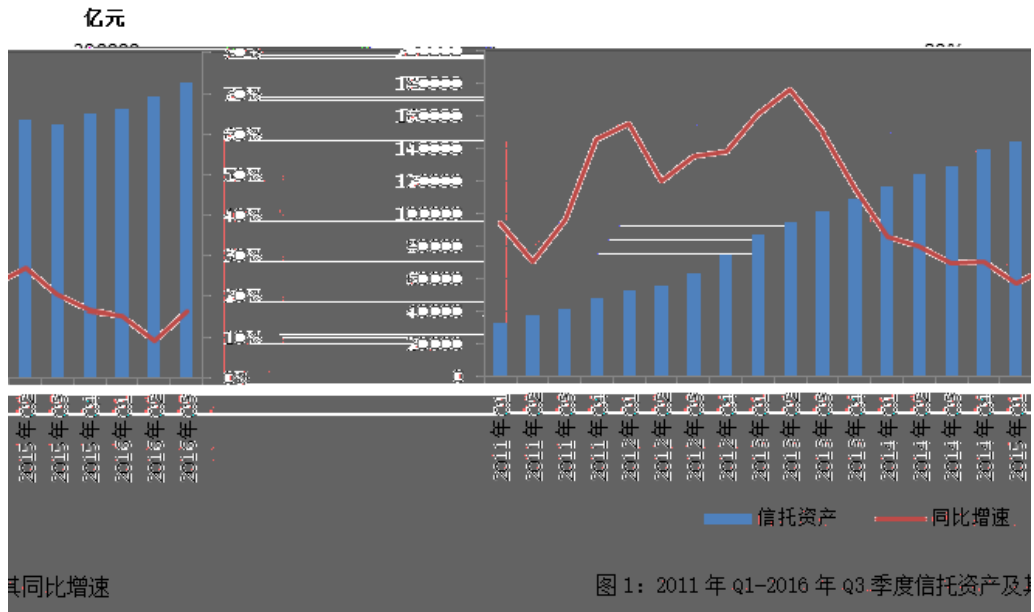
"

82.33%

	2013	2014	2015	2016 9
	269,148.19	282,107.87	635,100.06	564,193.87
	98,742.75	116,614.70	190,963.86	240,577.56

	2013	2014	2015	2016 9
	350,943.22	381,387.39	765,414.12	756,609.98
/	272.58%	241.91%	332.58%	234.52%
/	76.69%	73.97%	82.97%	74.57%

2015 2015 63.51
 / 332.58% / 82.97%
 2016
 56.42 / 234.52% /
 74.57% 2015
 2016 12
 2
 2015 68 16.30 2014
 13.98 16.60% 2016 3
 18.17 16.33% 5.09%
 " 18 "
 2011 1 -2016 3



2015	12		
2016	9	"	"

5

" "

1

2

“ ”

165

2016

3

2013

4

5

“ ”

6

20

TA CRM

20.00

	1,068,628,098	34.58%	1,182,935,308	34.58%
	659,335,152	21.33%	729,861,804	21.33%
	-	-	145,744,650	4.26%
	1,362,528,482	44.09%	1,362,528,482	39.83%
	3,090,491,732	100.00%	3,421,070,244	100.00%

1,182,935,308

34.58%

21.33%



2016 9 30	22.79%
2016 9 30	



2013 11 30

3 ——

< >
2014 4 21 2013

10%
50%
5%
20%



1

2

3

12

12

10

1

1

2

3

4

5

/

q

1	2014	4	21	2013		2013
			2013	1,214,667,354	10	0.30
2	2015	4	27	2014		2014
			2014	1,214,667,354	10	10

eN7 >>B013 m ÖeN L |01@) I/\$ Añ |01@L 27 >>BDC -36 -31.2 Td 7



巨潮资讯

www.cninfo.com.cn

中国证监会指定信息披露网站

1

2

30%

3

1

2

3

12

12

30%

5,000

4

5

10

1

6

"

"

1

80%

2

40%

3

20%

7



3

330,578,512

A

20

2017 9

20

20

90%

6.05 /

2016

467,260,677.71

2016 1-9

*12/9

2016 1-9

350,445,508.28

2016

343,214,019.25

2016 1-9

*12/9

2016 1-9

		2016 / 2016 12 31	2017 /2017 12 31	2017 /2017 12 31
		0.11	0.13	0.12
		0.11	0.13	0.12
		5.95%	6.46%	6.10%

1

2 = =

/ = =

× ÷12

3 = ÷

+ ÷2- × ÷12

= ÷ +

÷2- × ÷12+ ×

÷12

"

" "

" "

"

" "

2017-2019

20

20



2017 1 18